



Handheld Reader V450-H

Ultra-Rugged Direct Part Mark Handheld Reader

- Versatile, powerful decode performance for any application
- Simple Application Configuration via WebLinkPC
- Point-and-shoot decode performance and minimal workflow disruption
- Withstands multiple drops from 8' and 5000 tumbles
- Rated dust proof and spray proof to IP67
- Industry-Leading DPM Decoding Performance with Omron's X-Mode Imaging Technology
- Wired or Wireless Communication



Product Ordering Information

Part	Description	Part Number
	V450-H, Handheld Reader DPM, Wired	V450-HDS3608-0001
	V450-H, Handheld Reader DPM, Wireless	V450-HDS3678-0001

V450-H

Accessories

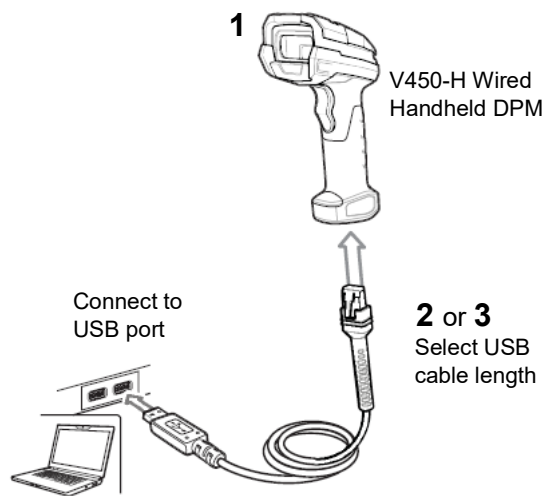
Appearance	Type	Part Number
	Kit, Battery, Spare, V450-H / HS-360X	V450-AB0-1
	Kit, Power Supply, Cradle, V450-H / HS-360X	V450-AC0-1
	Kit, Power Supply, 4-Slot Battery Charger, V450-H / HS-360X	V450-AC1-1
	Kit, 4-Slot Battery Charger, V450-H / HS-360X	V450-AG0-1
	Kit, Stand, Intelligent, V450-H / HS-360X	V450-AS0-1
	AC Power Cable, 1.8M, Japan, C13 Connector	V450-WPJP-2M
	AC Power Cable, 1.8M, UK, C13 Connector	V450-WPGB-2M
	AC Power Cable, 1.8M, EU, C13 Connector	V450-WPEU-2M

Appearance	Type	Part Number
	AC Power Cable, 1.8M, US, C13 Connector	V450-WPUS-2M
	AC Power Cable, 1.8M, China, C13 Connector	V450-WPCN-2M
	Cable, RS232, DB9, Female, 2M, Straight, V450-H / HS-360X	V450-WR-2M
	Cable, USB, Shielded, 2M, Ext 12V, V450-H / HS-360X	V450-WUX-2M
	Cable, USB, Shielded, 4.6M, Ext 12V, V450-H / HS-360X	V450-WUX-4M
	Cable, USB, Shielded, 2M, V450-H / HS-360X	V450-WUB-2M
	Cable, USB, Shielded, 4.6M, V450-H / HS-360X	V450-WUB-4M
	Cradle, Charger, Sealed, V450-H / HS-360X	V450-AK0

V450-H

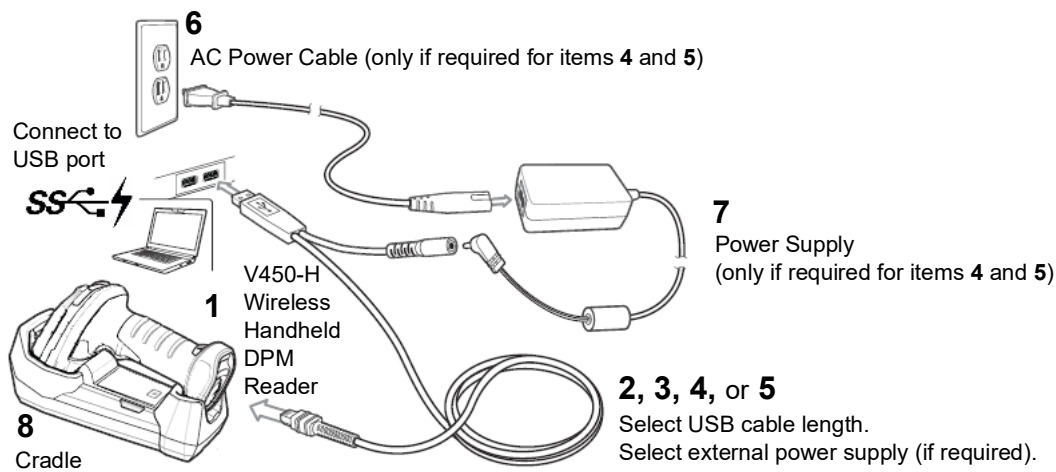
Configurations

• Wired USB



Part	Description	Part Number
1	V450-H Handheld DPM Reader, Wired	V450-HDS3608-0001
2	Cable, USB, Shielded, 2 M, V450-H	V450-WUB-2M
3	Cable, USB, Shielded, 4.6 M, V450-H	V450-WUB-4M

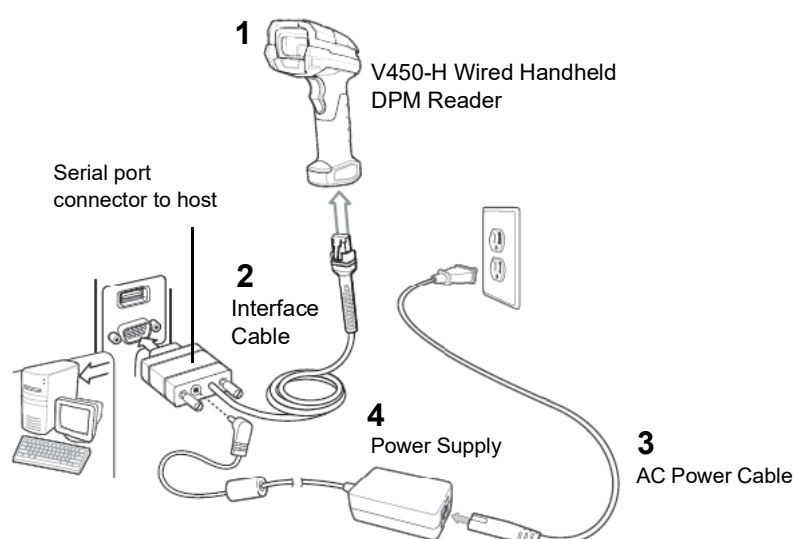
• Wireless USB



Part	Description	Part Number
1	V450-H Handheld DPM Reader, Wireless	V450-HDS3678-0001
2	Cable, USB, Shielded, 2 M, V450-H *1	V450-WUB-2M
3	Cable, USB, Shielded, 4.6 M, V450-H *1	V450-WUB-4M
4	Cable, USB, Shielded, 2 M, Ext. 12V, V450-H *1	V450-WUX-2M
5	Cable, USB, Shielded, 4.6 M, Ext. 12V, V450-H *1	V450-WUX-4M
6	AC Power Cable, 1.8 M, C13 Connector *2	V450-WPXX-2M
7	Kit, Power Supply for Cradle / Charger, V450-H Wireless	V450-AC0-1
8	Cradle, Charger, Sealed, V450-H Wireless	V450-AK0

*1. Charging is faster with external power supply. Time to full charge: up to 10 hours without; only 3 hours with.
*2. AC Power Cables are available for China, EU, UK, Japan and USA.

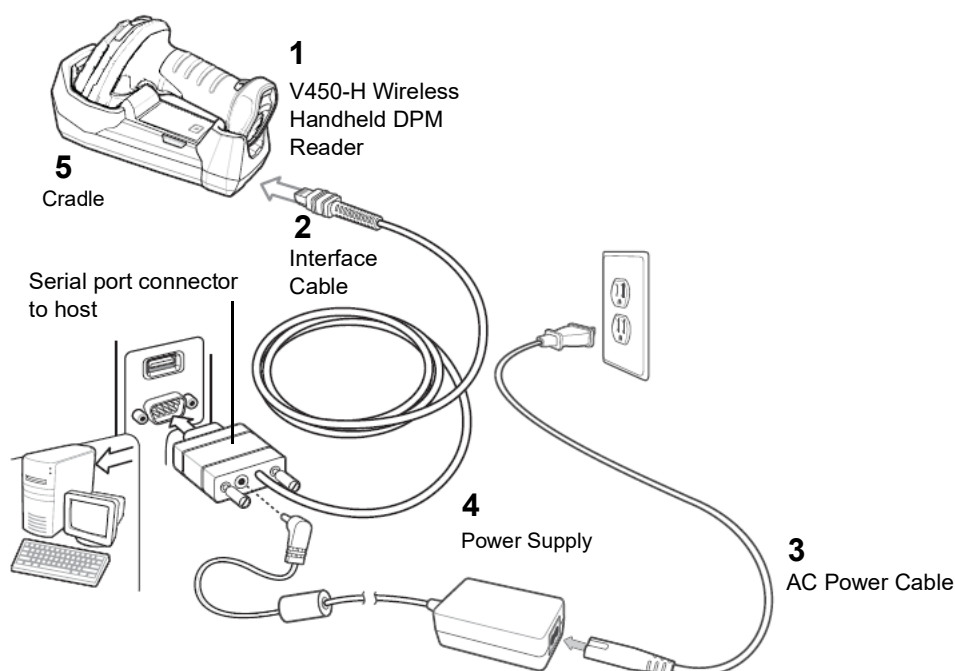
• Wired RS-232



Part	Description	Part Number
1	V450-H Handheld DPM Reader, Wired	V450-HDS3608-0001
2	Cable, RS-232, DB9 Socket, 2 M, Straight, V450-H	V450-WR-2M
3	AC Power Cable, 1.8 M, C13 Connector *1	V450-WPXX-2M
4	Kit, Power Supply for Cradle / Charger, V450-H Wired	V450-AC0-1

*1. AC Power Cables are available for China, EU, UK, Japan and USA.

• Wireless RS-232

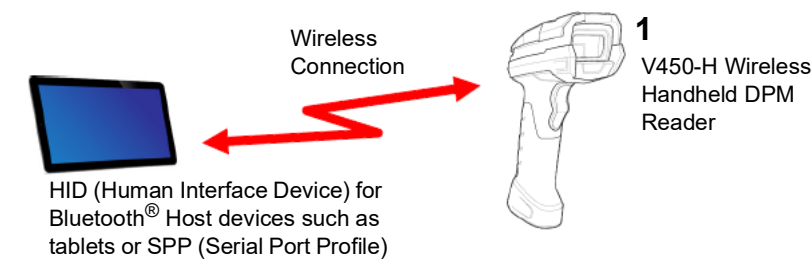


Part	Description	Part Number
1	V450-H Handheld DPM Reader, Wireless	V450-HDS3678-0001
2	Cable, RS-232, DB9 Socket, 2 M, Straight, V450-H	V450-WR-2M
3	AC Power Cable, 1.8 M, C13 Connector *1	V450-WPXX-2M
4	Kit, Power Supply for Cradle / Charger, V450-H Wireless	V450-AC0-1
5	Cradle, Charger, Sealed, V450-H Wireless	V450-AK0

*1. AC Power Cables are available for China, EU, UK, Japan and USA.

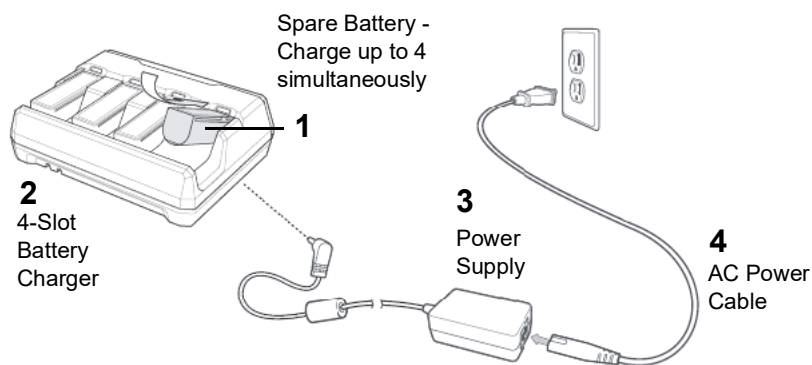
V450-H

• Bluetooth®



Part	Description	Part Number
1	V450-H Handheld DPM Reader, Wireless	V450-HDS3678-0001

• 4-Slot Battery Charger



Part	Description	Part Number
1	Kit, Battery, Spare, V450-H Wireless	V450-AB0-1
2	Kit, 4-Slot Battery Charger, V450-H Wireless	V450-AG0-1
3	Kit, Power Supply for 4-Slot Battery Charger, V450-H Wireless	V450-AC1-1
4	AC Power Cable, 1.8 China, C13 Connector	V450-WPCN-2M
	AC Power Cable, 1.8 EU, C13 Connector	V450-WPEU-2M
	AC Power Cable, 1.8 UK, C13 Connector	V450-WPGB-2M
	AC Power Cable, 1.8 Japan, C13 Connector	V450-WPJP-2M
	AC Power Cable, 1.8 U.S., C13 Connector	V450-WPUS-2M

Ratings and Specifications

Item	Description
Physical Characteristics	
V450-H Wireless Reader Dimensions	7.3 in. H x 3.0 in. W x 5.6 in. D 186 mm H x 77 mm W x 143 mm D
V450-H Wired Reader Dimensions	7.3 in. H x 3.0 in. W x 5.2 in. D 185 mm H x 77 mm W x 132 mm D
V450-H Wired Reader Weight (with Battery)	Approximately 14.8 oz. / 402 g
V450-H Wired Reader Weight (without Cable)	Approximately 10.72 oz. / 304 g
Power	5 VDC +/- 10% @ 360 mA (RMS typical)
Color	Black Grey
Performance Characteristics	
Light Source	Aiming Pattern: 655nm Laser / Illumination: Warm white and red 634nm LEDsue green LED
Field of View (Horizontal x Vertical)	31° H x 23° V nominal
Skew Tolerance	+/- 60°
Pitch Tolerance	+/- 60°
Roll Tolerance	0° - 360°
Symbologies	
1D	UPC/EAN, UPC/EAN with supplementals, Bookland EAN, ISSN, UCC Coupon Extended Code, Code 128, GS1-128, ISBT 128, ISBT Concatenation, Code 39, Code 32, Code 93, Code 11, Interleaved 2 of 5, Discrete 2 of 5, Codabar, MSI, Chinese 2 of 5, Matrix 2 of 5, Korean 3 of 5, GS1 DataBar variants
2D	PDF417, Micro PDF417, Composite Codes, TLC-39, Aztec, Data Matrix, QR Code, Micro QR, Han Xin, GS1-QR, GS1-DM
Postal	US Postnet, US Planet, UK Postal, Japan Post, Australia Post, Royal Mail 4 State Customer, UPU 4 State Postal FICS (Post US4), USPS 4-State Postal (Post US3)
Typical Working Distance	See Read Ranges
Interfaces Supported	USB 1.1, RS-232 The reader supports the following protocols over USB 1.1: HID Keyboard (default mode), SNAPI, COM Port Emulation, USB CDC
Minimum Resolution	Code 39: 3 mil PDF417: 4 mil Data Matrix: 4 mil
User Environment	
V450-H Wireless reader Operating Temperature	-4° F to 122° F (-20° C to 50° C)
V450-H Wired reader Operating Temperature	-22° F to 122° F (-30° C to 50° C)
Storage Temperature	-40° F to 158° F (-40° C to 70° C)
Humidity	5% to 95% RH, non-condensing
ESD	20 kV air discharge; 10kV contact discharge
V450-H Wireless reader Drop Specifications	Withstands multiple 8 ft. / 2.4 m drops to concrete at room temperature
V450-H Wired reader Drop Specifications	Withstands multiple 6.5 ft. / 2.0 m drops to concrete at -30° C to 50° C
Environmental Sealing	Reader: IP65 and IP67; Cradle: IP65
Ambient Light Immunity	0 to 10,037 foot-candles 0 to 108,000 lux
Accessories	
V450-H Wired reader Hands-Free Option	V450-H Stand
Power Supplies	Power supplies are available for applications that do not supply power over the host cable.
Regulatory Compliance	
LED Safety Standard	IEC 62471 Exempt Risk Group
EMC Standards	EN 55024, EN 55032, FCC Part 15, Subpart B (Class B)
Safety Standards	EN 60950-1
Certifications	RCM, EAC, BSMI, CE, cULus (-0002 version KC and BIS under application)

Cradle (V450-AK0) Technical Specifications

Item	Description
Power Requirements for Host-Powered	Min 4.5 - Max 5.5
Power Requirements for External Power Supply	Min 11.4 - Max 12.6
Typical Current Draw when Not Charging	80mA @ 5V; 30mA @ 12V
Typical Current Draw in Full Charging Mode	1200mA @ 5V (BC 1.2), 475mA (non-BC 1.2); 700mA @ 12V
Typical Current Draw in Safe Charging Mode	400mA @ 5V; 200mA @ 12V
Interfaces Supported	USB 1.1, RS-232
Operating Temperature	-4° to 122° F (-20° to 50° C)
Storage Temperature	-40° to 158° F (-40° to 70° C)
Charging Temperature	32° to 104° F (0° to 40° C) nominal, 41° to 95° F (5° to 35° C) ideal
Humidity	5% to 95% (non-condensing)
ESD	25 kV air discharge 10 kV contact discharge
Weight	13.7 oz (390 grams)
Dimensions	W 99.8 x L 229.4 x H 82.6 mm
Radio	Bluetooth [®] , Up to 100 meters / 300 ft. in open air range/environment Serial Port and HID Profiles 2.402 to 2.480 GHz Adaptive Frequency Hopping (co-existence with 802.11 wireless networks) 3Mbit/s (2.1Mbit/s) for Classic Bluetooth [®] 1Mbit/s (0.27Mbit/s) for Low Energy
Regulatory Compliance	
EMC Standards	EN 300 328 V2.1.1, EN 301 489-1 V2.1.1, EN 55024, EN 55032, FCC Part 15, Subpart B (Class B)
Safety Standards	EN 60950-1
Certifications	RCM, KC, EAC, CE, cULus, BIS, NCC

Battery Charger (V450-AG0) Regulatory Compliance

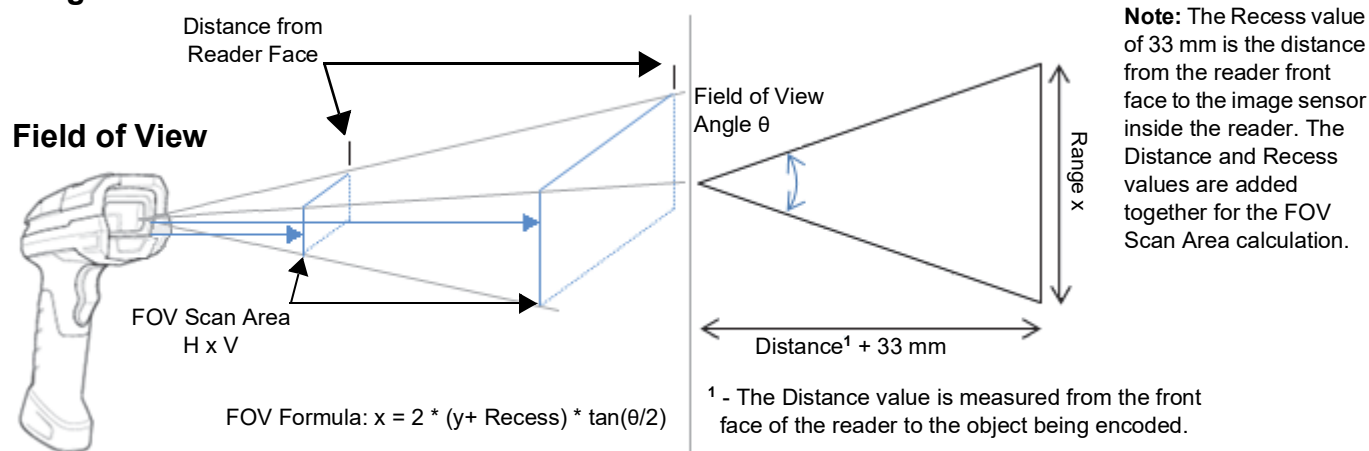
Item	Description
EMC Standards	EN 55024, EN55032, FCC Part 15, Subpart B (Class B)
Safety Standards	EN 60950-1
Certifications	RCM, KC, EAC, CE, cULus

V450-H Read Ranges

Symbology	Resolution	Inside Edge	Outside Edge
Code 39	3.0 mil	0.2 in. (5.0 mm)	2.8 in. (71.0 mm)
PDF417	5.0 mil	0.2 in. (5.0 mm)	2.8 in. (71.0 mm)
	6.6 mil	0.2 in. (5.0 mm)*	3.2 in. (81.0 mm)
Data Matrix	5.0 mil	0.4 in. (10.0 mm)	2.5 in. (63.0 mm)
	10.0 mil	0.0 in. (0.0 mm)	3.4 in. (86.0 mm)
QR Code	5.0 mil	0.4 in. (10.0 mm)	2.5 in. (63.0 mm)
	10.0 mil	0.0 in. (0.0 mm)	3.4 in. (86.0 mm)
UPC	13.0 mil	1.0 in. (25.0 mm)*	5.8 in. (147.0 mm)

* - Field of View and barcode width limited. Read ranges measured with Decoder Effort Level 1. Barcodes printed on photographic paper. Thirty (30) foot-candles ambient light conditions during testing.

Imager Field of View



V450-H: Image Field of View in degrees = 31 (horizontal) x 23 (vertical)

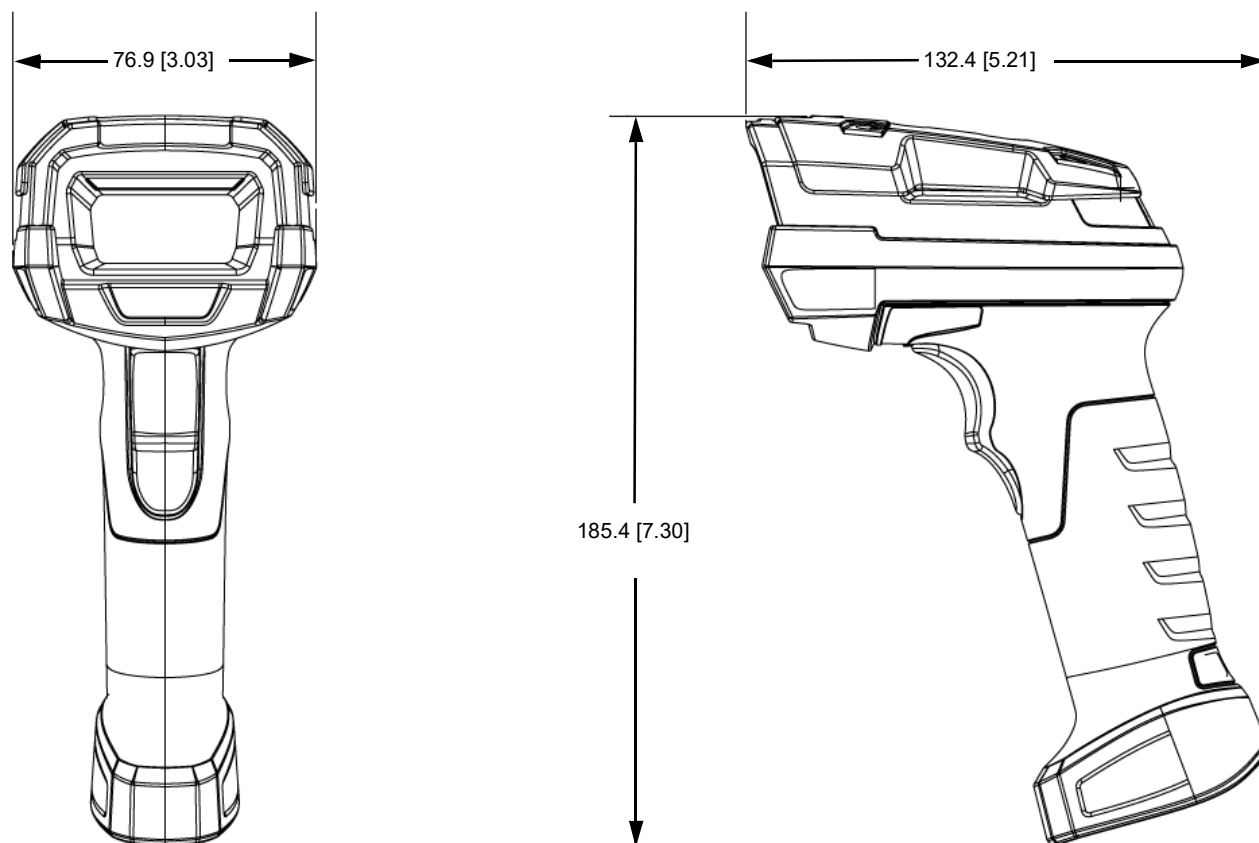
y (mm)	y + Recess	θ	Range x (mm)	FOV Scan Area H x V (mm)	Distance from Reader Face (mm)	FOV Scan Area H x V (in)	Distance from Reader Face (in)
71	104	31	58	58 x 42	71	2.3 x 1.7	2.8
71	104	23	42	-	-	-	-
147	180	31	100	100 x 73	147	3.9 x 2.9	5.8
147	180	23	73	-	-	-	-

V450-H

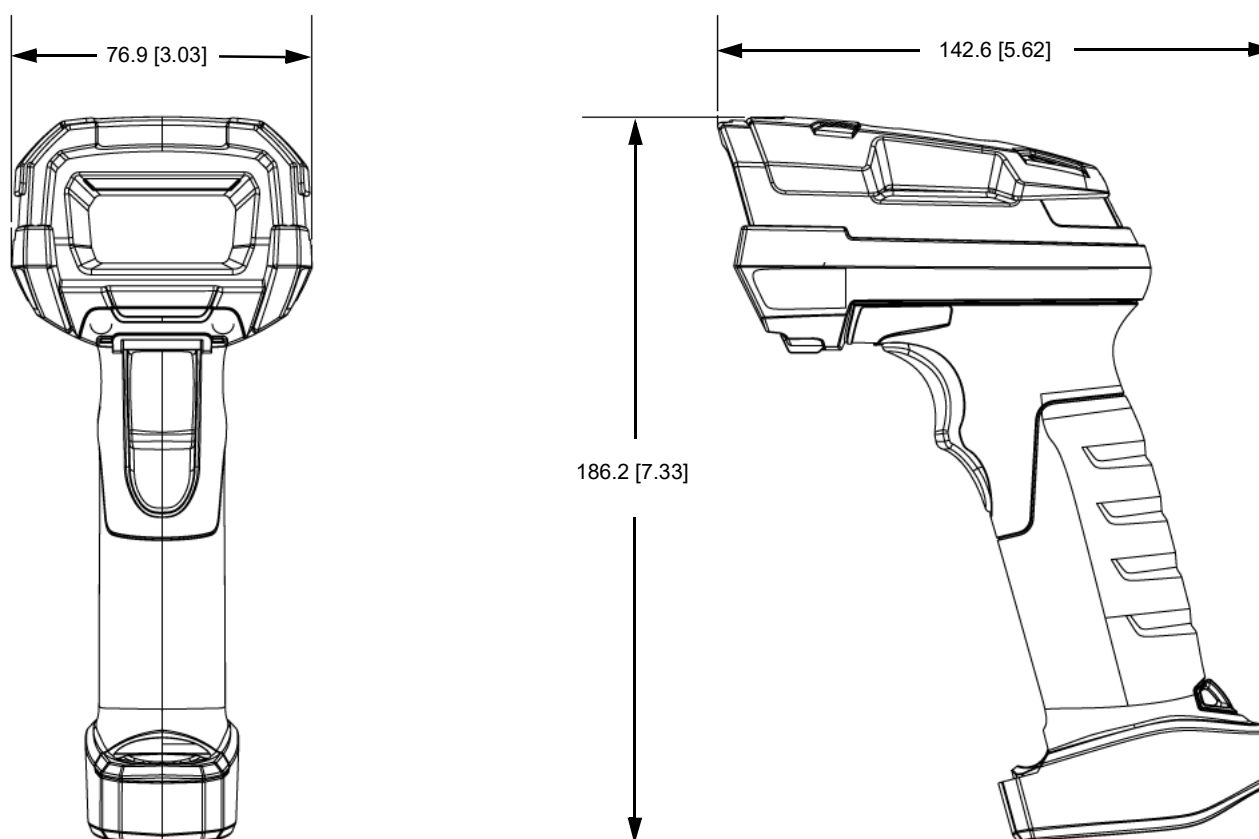
Dimensions

(Unit: mm / [in])

• Wired

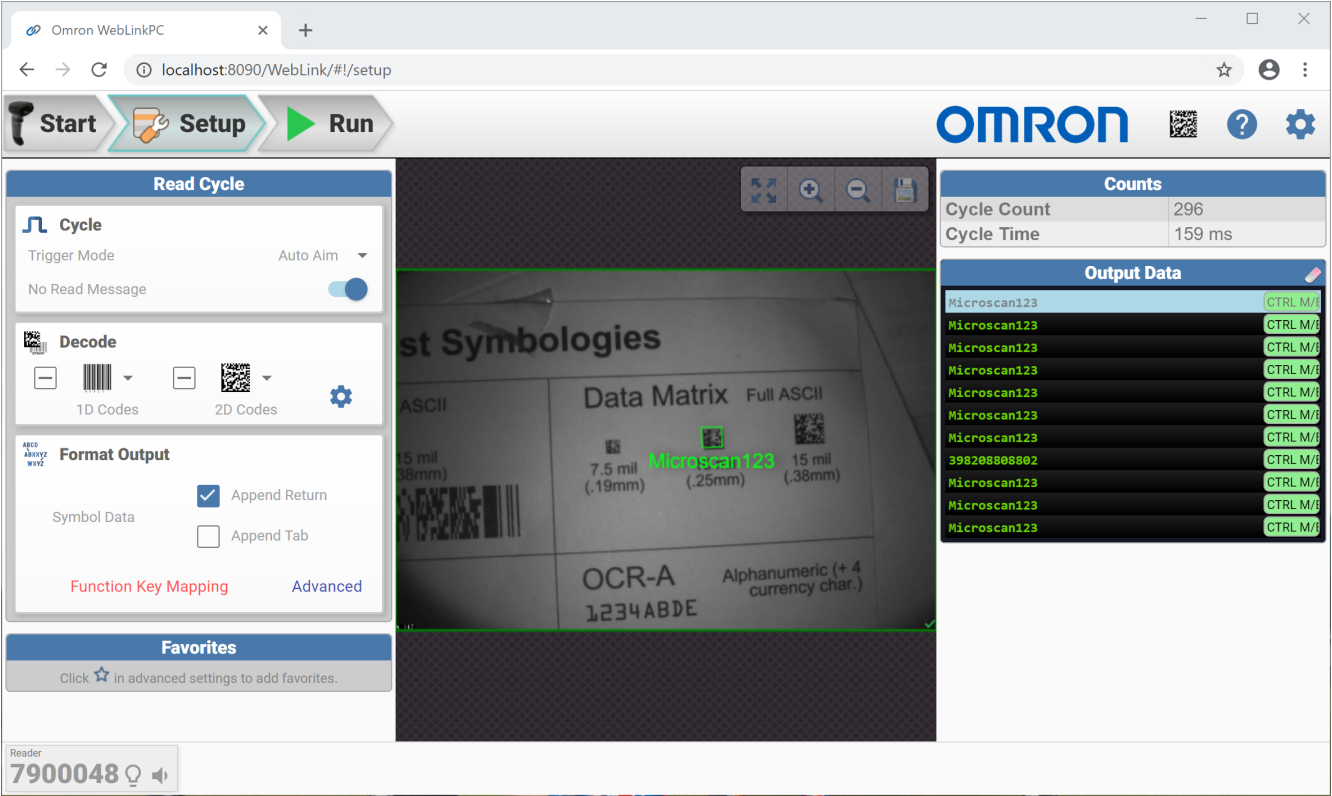


• Wireless



WebLinkPC

Screenshot of WebLinkPC Setup screen where the user configures the handheld reader to meet application requirements. To download WebLinkPC, go to www.automation.omron.com/weblinkpc.



Related Manuals

Man. No.	Model	Manual
Z439 (84-9000362-02)	V410-HDS4608SR, V410-HDS4608XD, V410-HDS4608HC, V450-HDS3608-0001, V450-HDS3608-0002	V410-H and V450-H Handheld Barcode Reader User Manual

Terms and Conditions Agreement

Read and understand this catalog.

Please read and understand this catalog before purchasing the products. Please consult your OMRON representative if you have any questions or comments.

Warranties.

- (a) Exclusive Warranty. Omron's exclusive warranty is that the Products will be free from defects in materials and workmanship for a period of twelve months from the date of sale by Omron (or such other period expressed in writing by Omron). Omron disclaims all other warranties, express or implied.
- (b) Limitations. OMRON MAKES NO WARRANTY OR REPRESENTATION, EXPRESS OR IMPLIED, ABOUT NON-INFRINGEMENT, MERCHANTABILITY OR FITNESS FOR A PARTICULAR PURPOSE OF THE PRODUCTS. BUYER ACKNOWLEDGES THAT IT ALONE HAS DETERMINED THAT THE PRODUCTS WILL SUITABLY MEET THE REQUIREMENTS OF THEIR INTENDED USE.

Omron further disclaims all warranties and responsibility of any type for claims or expenses based on infringement by the Products or otherwise of any intellectual property right. (c) Buyer Remedy. Omron's sole obligation hereunder shall be, at Omron's election, to (i) replace (in the form originally shipped with Buyer responsible for labor charges for removal or replacement thereof) the non-complying Product, (ii) repair the non-complying Product, or (iii) repay or credit Buyer an amount equal to the purchase price of the non-complying Product; provided that in no event shall Omron be responsible for warranty, repair, indemnity or any other claims or expenses regarding the Products unless Omron's analysis confirms that the Products were properly handled, stored, installed and maintained and not subject to contamination, abuse, misuse or inappropriate modification. Return of any Products by Buyer must be approved in writing by Omron before shipment. Omron Companies shall not be liable for the suitability or unsuitability or the results from the use of Products in combination with any electrical or electronic components, circuits, system assemblies or any other materials or substances or environments. Any advice, recommendations or information given orally or in writing, are not to be construed as an amendment or addition to the above warranty.

See <http://www.omron.com/global/> or contact your Omron representative for published information.

Limitation on Liability; Etc.

OMRON COMPANIES SHALL NOT BE LIABLE FOR SPECIAL, INDIRECT, INCIDENTAL, OR CONSEQUENTIAL DAMAGES, LOSS OF PROFITS OR PRODUCTION OR COMMERCIAL LOSS IN ANY WAY CONNECTED WITH THE PRODUCTS, WHETHER SUCH CLAIM IS BASED IN CONTRACT, WARRANTY, NEGLIGENCE OR STRICT LIABILITY.

Further, in no event shall liability of Omron Companies exceed the individual price of the Product on which liability is asserted.

Suitability of Use.

Omron Companies shall not be responsible for conformity with any standards, codes or regulations which apply to the combination of the Product in the Buyer's application or use of the Product. At Buyer's request, Omron will provide applicable third party certification documents identifying ratings and limitations of use which apply to the Product. This information by itself is not sufficient for a complete determination of the suitability of the Product in combination with the end product, machine, system, or other application or use. Buyer shall be solely responsible for determining appropriateness of the particular Product with respect to Buyer's application, product or system. Buyer shall take application responsibility in all cases.

NEVER USE THE PRODUCT FOR AN APPLICATION INVOLVING SERIOUS RISK TO LIFE OR PROPERTY OR IN LARGE QUANTITIES WITHOUT ENSURING THAT THE SYSTEM AS A WHOLE HAS BEEN DESIGNED TO ADDRESS THE RISKS, AND THAT THE OMRON PRODUCT(S) IS PROPERLY RATED AND INSTALLED FOR THE INTENDED USE WITHIN THE OVERALL EQUIPMENT OR SYSTEM.

Programmable Products.

Omron Companies shall not be responsible for the user's programming of a programmable Product, or any consequence thereof.

Performance Data.

Data presented in Omron Company websites, catalogs and other materials is provided as a guide for the user in determining suitability and does not constitute a warranty. It may represent the result of Omron's test conditions, and the user must correlate it to actual application requirements. Actual performance is subject to the Omron's Warranty and Limitations of Liability.

Change in Specifications.

Product specifications and accessories may be changed at any time based on improvements and other reasons. It is our practice to change part numbers when published ratings or features are changed, or when significant construction changes are made. However, some specifications of the Product may be changed without any notice. When in doubt, special part numbers may be assigned to fix or establish key specifications for your application. Please consult with your Omron's representative at any time to confirm actual specifications of purchased Product.

Errors and Omissions.

Information presented by Omron Companies has been checked and is believed to be accurate; however, no responsibility is assumed for clerical, typographical or proofreading errors or omissions.

The Bluetooth® word mark and logo are registered trademarks and are owned by the Bluetooth SIG Inc., and any use of such mark by OMRON Corporation is under license.

- QR code is the registered trademark of DENSO WAVE.
- Other company names and product names in this document are the trademarks or registered trademarks of their respective companies.
- The product photographs and figures that are used in this catalog may vary somewhat from the actual products.

Note: Do not use this document to operate the Unit.

OMRON Corporation Industrial Automation Company

Kyoto, JAPAN

Contact: www.ia.omron.com

Regional Headquarters

OMRON EUROPE B.V.

Wegalaan 67-69, 2132 JD Hoofddorp

The Netherlands

Tel: (31)2356-81-300/Fax: (31)2356-81-388

OMRON ASIA PACIFIC PTE. LTD.

No. 438A Alexandra Road # 05-05/08 (Lobby 2),

Alexandra Technopark,

Singapore 119967

Tel: (65) 6835-3011/Fax: (65) 6835-2711

OMRON (CHINA) CO., LTD.

Room 2211, Bank of China Tower,

200 Yin Cheng Zhong Road,

PuDong New Area, Shanghai, 200120, China

Tel: (86) 21-5037-2222/Fax: (86) 21-5037-2200

OMRON ELECTRONICS LLC

2895 Greenspoint Parkway, Suite 200

Hoffman Estates, IL 60169 U.S.A.

Tel: (1) 847-843-7900/Fax: (1) 847-843-7787

Authorized Distributor:

© OMRON Corporation 2020 All Rights Reserved. In the interest of product improvement, specifications are subject to change without notice.

Cat. No. Q293-E-01 (SP122B-EN-0620) 0620 (0620)